

MUSIC MAKERS: AT THE KEYBOARD

Lorna Lutz Heyge • Jill Citro Hannagan • Mary Louise Wilson



1

MUSIK
GARTEN

CHILDREN'S BOOK 1

Dear _____,

Making music is fun! We hope that you and your whole family will enjoy making music *At the Keyboard!*

Invite your family to listen to your CDs with you. You can all sing and dance and play drums together. If you don't own a drum you can make your own out of ice cream cartons, coffee cans or other containers that make a good sound. Teach your family how to play the notation games and play them together.

Keyboard Sharing will be a special time in each lesson. Practice a song to share in class. You can prepare for class by playing the song for your family. Be sure to play your compositions for them as well. In addition to Keyboard Sharing you will enjoy singing, drumming and dancing. All of these activities will help you become a good musician, whether at the keyboard or as a member of your school chorus or band.

At the beginning of your book are three assignment pages: **Keyboard - Listening - Write and Read.**

Be sure to look at each page every week. To be successful at the keyboard you must practice. We recommend practicing 15 minutes a day, 5 days a week. Ask your parents to help you plan a schedule and then stick to it. The Keyboard Game will help you keep track of all the songs and keys you are learning, and it makes practice interesting. If you practice regularly using the Keyboard Game as your guide, the list of songs you know on the keyboard will grow and grow.

Have a good time!

Keyboard Assignments



1. Keyboard Games 2s and 3s High, Middle, Low			d					E			
2. Debka Hora L 1, No. 1	d		c								
	c										
3. Stars Shining P 1, No. 1	D		2 hands					2 hands			
	C										
4. Listen for Bells P 1, No. 2	D		G					D			
	C		D								
	G		C								
	2 hands		2 hands					2 hands			
5. Mouse, Mousie P 1, No. 3	D		D					D			
	C										
	G										
	2 hands		2 hands					2 hands			
6. Who's That? P 1, No. 5	D		d					e			
	C		c								
	G										
	2 hands		2 hands					2 hands			
Key: L1=Listening CD 1, P1=Practice CD 1											
		7. The Wild Horses P 1, No. 7									
			8. Hot Cross Buns P 1, No. 9								
				9. Ode to Joy P 1, No. 11							
					10. I Hear the Mill Wheel P 1, No. 13						
		11. See the Pony P 1, No. 14									
			12. Sea Shell P 1, No. 20								
				13. Down Comes Johnny P 1, No. 18							
					14. Bim Bam P 1, No. 16						

1. Listening CD 1	Listen and Sing every week!	8. Ohho L 1, No. 13 Drum		14. Harmonic Game P 1, No. 15 Red Cards	
2. Renaissance Dance L 1, No. 3 Drum		9. Melodic Game P 1, No. 6 Blue Cards		15. Triple Game P 1, No. 17 Green Cards	
3. Bella Bimba L 1, No. 8 Drum		10. Melodic Game P 1, No. 8 Blue Cards		16. Old French Song L 1, No. 25 Form Game	
4. German Dance L 1, No. 5 Form Game		11. Melodic Game P 1, No. 10 Blue Cards		17. Melodic Game P 1, No. 19 Blue Cards	
5. Duple Game P 1, No. 4 Yellow Cards		12. Triple Game P 1, No. 12 Green Cards		18. Kwaheri L 1, No. 22 Drum	
6. Drum Song L 1, No. 10 Drum		13. Musette L 1, No. 16 Form Game		19. Harmonic Game P 1, No. 21 Red Cards	
7. Rondo L 1, No. 11 Form Game					

Listening Assignments

Key: L1=Listening CD 1, P1=Practice CD 1






Write and Read Assignments


1. pp. 6, 7 Fingers		9. p. 19 3-Part Duple Composition		15. p. 26 Triple Composition	
2. pp. 8, 9 2s and 3s		10. p. 20, 21 Space Notes		16. p. 27 Play the Mystery Song	
3. p. 10 Color D		11. p. 22 Play the Mystery Song		17. p. 28 Melody Composition	
4. pp. 14, 15 Sol-mi-do on D					
5. pp. 11, 12, 13 Name Keys		12. p. 23 Melody Patterns		18. p. 29 Triple Composition	
6. p. 16 Duple Patterns		13. p. 24 Play the Mystery Song		19. p. 30 Play the Mystery Song	
7. p. 17 Sol-mi-do on C					
8. p. 18 Duple Composition		14. p. 25 Triple Patterns		20. p. 31 Melody Composition	

Key: L1=Listening CD 1, P1=Practice CD 1



Finger Numbers



Left Hand



Right Hand

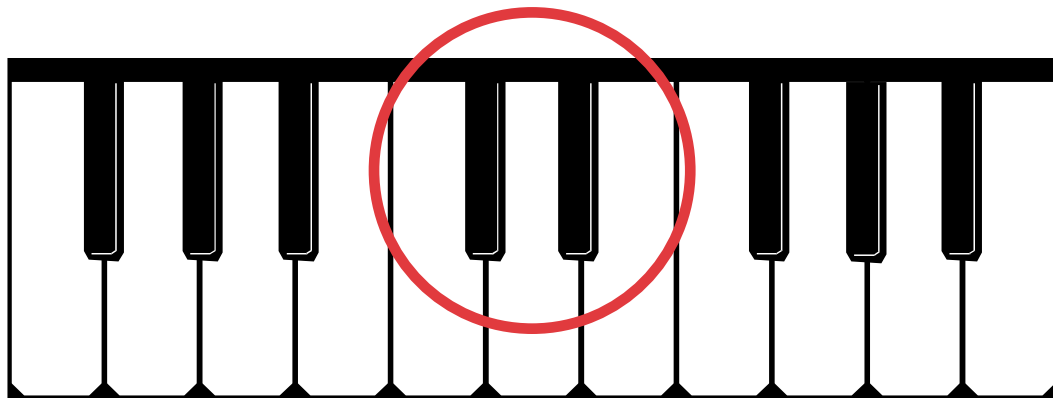


Number the fingers on each hand.

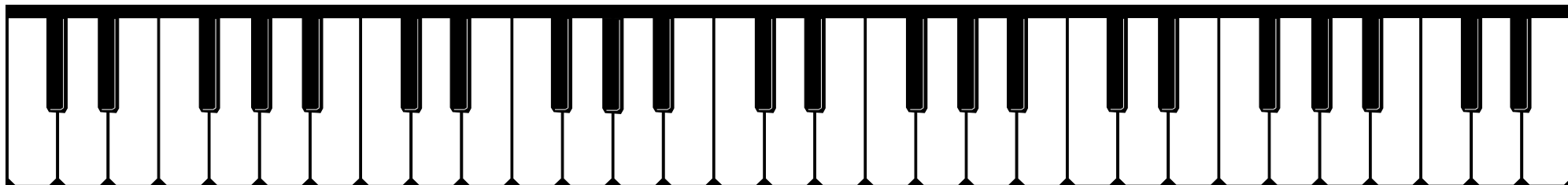
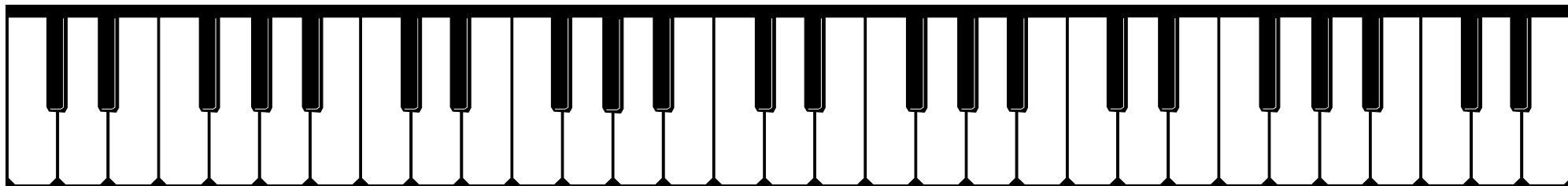
Trace your hands and number the fingers.


L e f t

R i g h t





Circle the sets of 2 black keys.







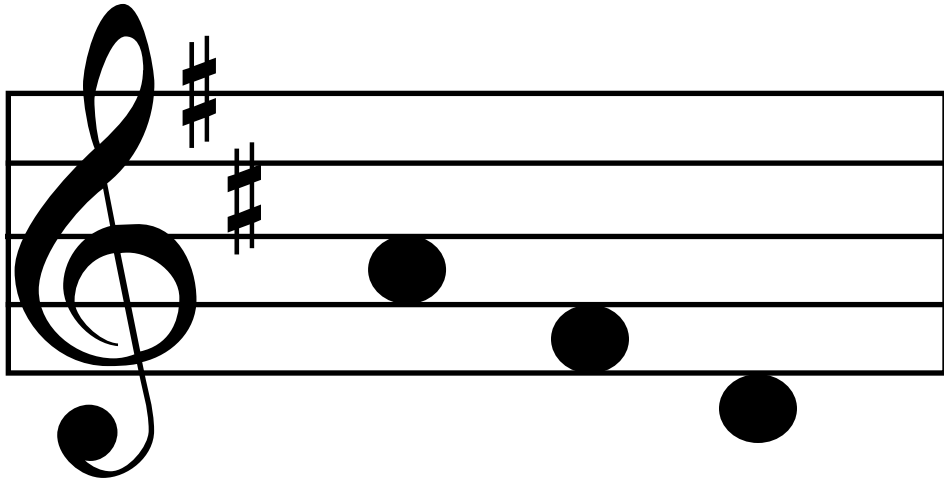
Title





Mystery Song 1



1. Take out your blue melody pattern cards.
2. Choose card number 1.
Here we have copied card number 1.
3. Choose card number 3. Copy it.



4. Choose 2 more cards and copy them.



Listening CD 1

Play the Listening CD often. Enjoy the variety of songs and orchestrations; sing, dance and drum with the recording.

1. **Debka Hora** - Children, Clarinet, Oboe, Bassoon
2. **Stars Shining** - Children, Flute, French Horn, Harp, Piano, Glockenspiel
3. **Renaissance Dance** - Recorder, Drum, Guitar
4. **Listen for Bells** - Soprano, Piano, Tubular Bells
5. **German Dance Number 6** (Haydn) - Piano
6. **Cathrineta** - Ensemble of Folk Instruments
7. **Let Us Chase the Squirrel Medley** (with Mouse, Mousie) - Children, MIDI
8. **Bella Bimba** - Children, String Quartet
9. **Who's That?** - Children, Violin, Viola, Cello, Piano, Woodblock
10. **Drum Song** - Children, Percussion
11. **Rondo, Opus 60, March** (Kabalevsky) - Piano
12. **The Wild Horses** - Children, Guitar, Piano
13. **Ohho** - Flute, Harp, Reeds, Zither, Stgs
14. **Hot Cross Buns** - Children, Clarinet, French Horn, Harp, Piano
15. **Ode to Joy** - Orchestra
16. **Musette** (Bach) - Piano
17. **I Hear the Mill Wheel** - Children, Spoons, Piano
18. **See the Pony** - Children, Trumpet, Trombone, Temple Blocks, Piano
19. **Bim Bam** - Children, Flute, Oboe, Bassoon, Piano
20. **The Wild Rider** (Schumann) - Piano
21. **Down Comes Johnny** - Soprano, Baritone, Piano
22. **Kwaheri** - Flute, Guitar, Percussion, Shaker, Log
23. **Sea Shell** - Children, Flute, Viola, Harp
24. **John Kanaka** - Soprano, Piano
25. **Old French Song** (Tchaikovsky) - Piano

Notation Games:

Keyboard Game – 25 cards: 2 black keys; 3 black keys; high, middle, low; Major card; minor card; 4 Key Cards (C, D, E, G); 14 Song Cards (white)

Form Games – 12 cards: 4 circles; 2 triangles; 2 squares; 2 hexagons; 2 stars (white)

Duple Rhythms: 4 cards (yellow)

Triple Rhythms: 6 cards (green)

Melody Patterns: 8 cards (blue)

Harmony Patterns: 6 cards (red)

Practice CD 1

Work with the specific tracks which are on your assignment page.

1. **Stars Shining** in D major position
2. **Listen for Bells** in D major position
3. **Mouse Mousie** in C Major position
4. **Duple Notation Game 1** (yellow set)
5. **Who's That?** in D Major position
6. **Melodic Notation Game 1** (blue set)
7. **The Wild Horses** in d minor position
8. **Melodic Notation Game 2** (blue set)
9. **Hot Cross Buns** in G Major position
10. **Melodic Notation Game 3** (blue set)
11. **Ode to Joy** in D Major position
12. **Triple Notation Game 1** (green set)
13. **I Hear the Mill Wheel** in d minor position
14. **See the Pony** in E Major position
15. **Harmonic Patterns Game 1** (red set)
16. **Bim Bam** in e minor position
17. **Triple Notation Game 2** (green set)
18. **Down Comes Johnny** in D Major position
19. **Melodic Notation Game 4** (blue set)
20. **Sea Shell** in D Major position
21. **Harmonic Patterns Game 2** (red set)